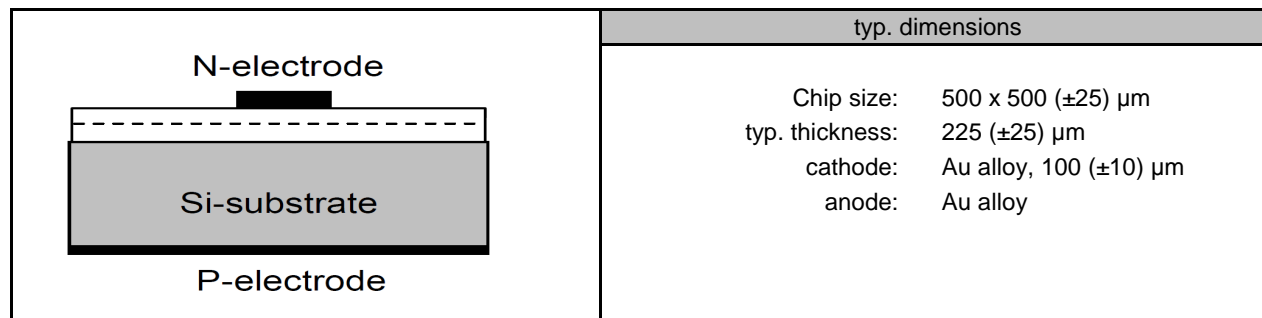


Radiation	Type	Electrodes
Infrared	AlGaAs	N (cathode) up



Absolute Maximum Ratings (Ta = 25°C)

ITEMS	SYMBOL	RATINGS	UNIT
Forward DC Current	If	≤ 150	mA
Reverse Voltage	Vr	≤ 10	V
Junction Temperature	Tj	≤ 115	°C
Storage Temperature (If=150mA)	Tstg	-40 to +85	°C

Electrical & Optical Characteristics (Ta = 25°C)

ITEMS	SYMBOL	CONDITIONS	MIN	TYP	MAX	UNIT
Forward Voltage	Vf	If=10uA	1.2	--	--	V
Forward Voltage	Vf	If=150mA	--	2.3	2.8	V
Reverse Current	Ir	Vr=10V	--	--	5	uA
Radiant Power*	Φ_e	If=150mA	--	35	--	mW
Peak Wavelength	λ_p	If=150mA	730	740	750	nm
Spectral Bandwidth at 50%	$\Delta\lambda_{0.5}$	If=150mA	--	20	--	nm

*Measured on bare chip



We reserve the right to make changes to improve technical design and may do so without further notice. Parameters can vary in different applications. All operating parameters must be validated for each customer application by the customer.

Fig.1 – Relative luminous Intensity vs. Forward Current

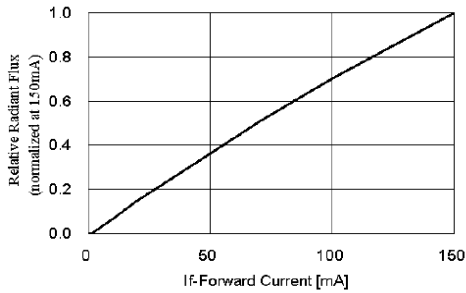


Fig.2 – Forward Current vs. Forward Voltage

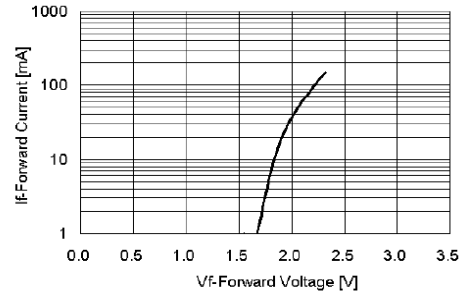


Fig.3 – Relative Radiant Flux (@150mA) vs. Ambient Temperature

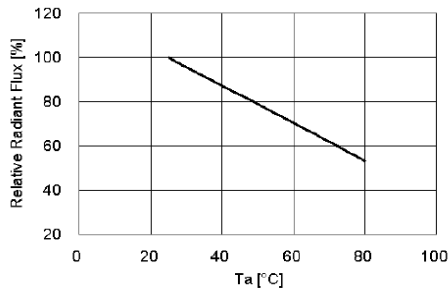


Fig.4 – Forward Voltage (@150mA) vs. Ambient Temperature

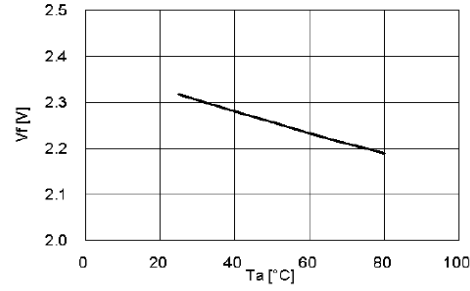


Fig.5 – Peak Wavelength (@150mA) vs. Ambient Temperature

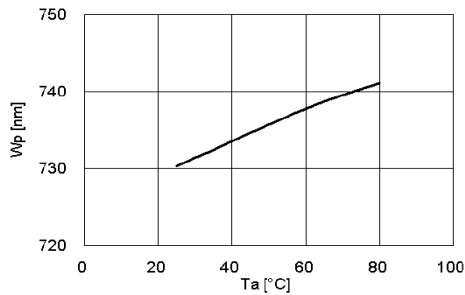
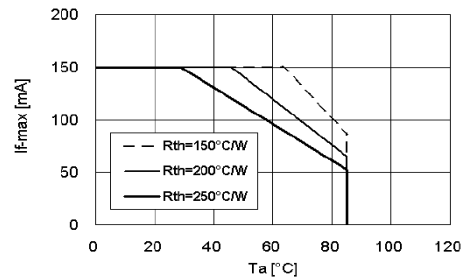


Fig.6 – Maximum Driving Forward DC Current vs. Ambient Temperature (De-rating based on Tj max. = 115°C)



We reserve the right to make changes to improve technical design and may do so without further notice. Parameters can vary in different applications. All operating parameters must be validated for each customer application by the customer.