

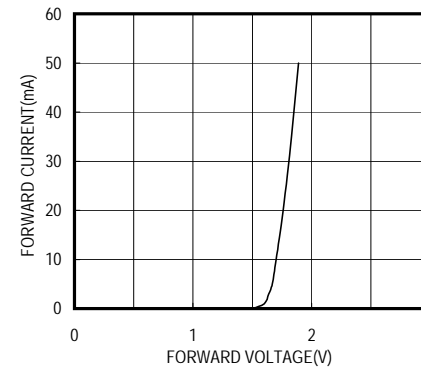
Anode Cathode
Dimensions (Unit:mm)

- FEATURES**
- High-output Power
 - Compact
 - High Reliability
- APPLICATIONS**
- Optical Switches
 - Optical Sensors

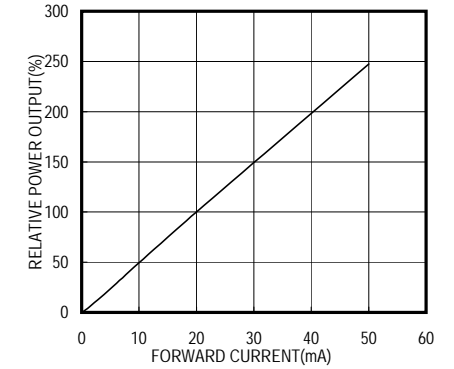
2. ELECTRICAL & OPTICAL CHARACTERISTICS (Ta=25 °C)

ITEM	SYMBOL	CONDITIONS	MIN	TYP	MAX	UNIT
Power Output	PO	IF=20mA		5.5		mW
Luminous Intensity	Iv	IF=20mA		300		mcd
Forward Voltage	VF	IF=20mA		1.8	2.2	V
Reverse Current	IR	VR=5V			100	μA
Peak Wavelength	λp	IF=20mA		660		nm
Spectral Line Half Width		IF=20mA		25		nm
Half Intensity Beam Angle		IF=20mA		±14		deg.

FORWARD I-V CHARACTERISTICS



RELATIVE POWER vs FORWARD CURRENT



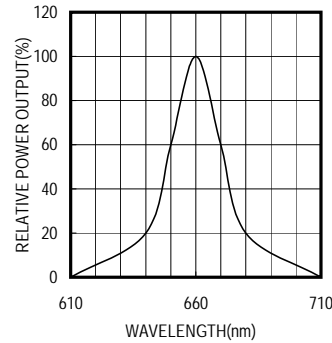
1. ABSOLUTE MAXIMUM RATINGS (Ta=25 °C)

ITEM	SYMBOL	RATINGS	UNIT
Forward Current (DC)	IF	50	mA
Forward Current (Pulse)*1	IFP	0.5	A
Reverse Voltage	VR	5	V
Power Dissipation	PD	110	mW
Operating Temp.	Topr	-20 TO 80	
Storage Temp.	Tstg	-30 TO 100	
Junction Temp.	Tj	100	
Lead Soldering Temp.*2	Tls	260	

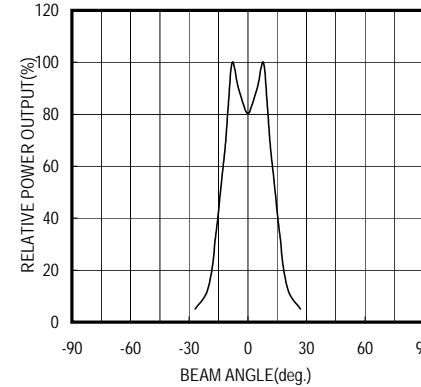
*1: Tw=10uS, T=10mS

*2: Time 5 Sec max, Position: Up to 3mm from the body

SPECTRAL OUTPUT



RADIATION PATTERN



THERMAL DERATING CURVE

