



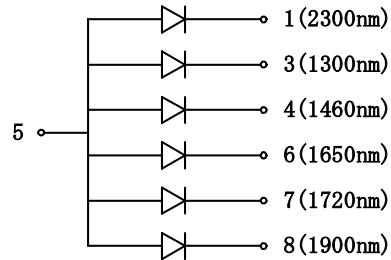
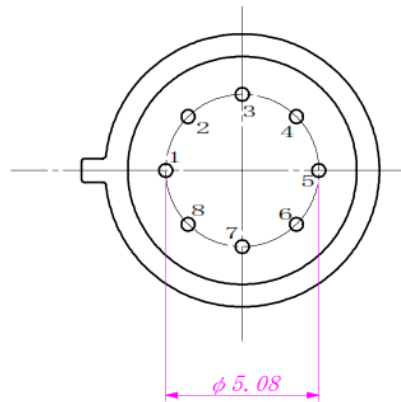
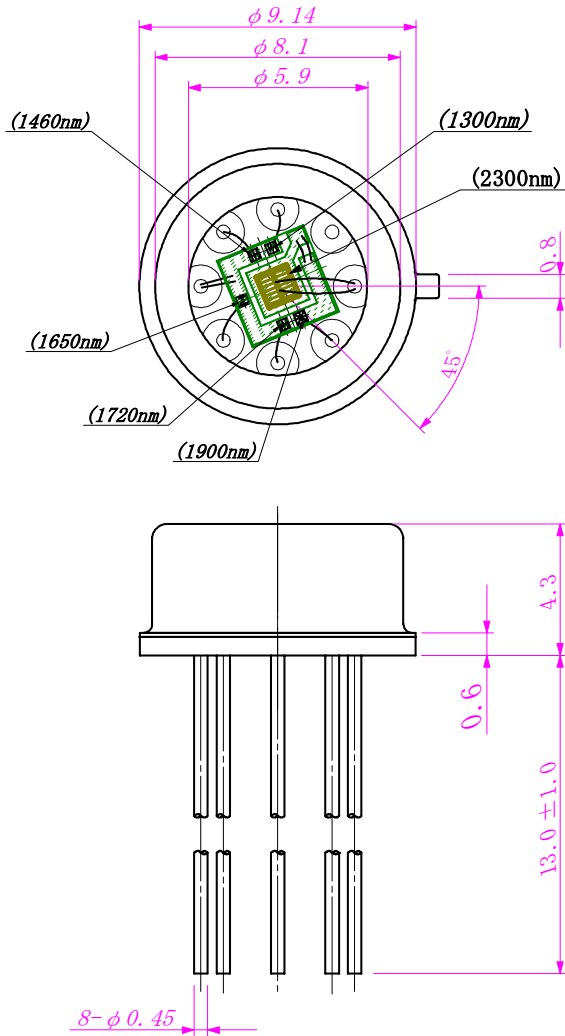
Electrical & Optical Characteristics (Ta=25°C)

ITEMS	SYMBOL	WAVELENGTH	CONDITIONS	MIN	TYP	MAX	UNIT
Peak Emission Wavelength	λ_p	1300	IF=50mA	--	1300	--	nm
Peak Emission Wavelength	λ_p	1460	IF=50mA	--	1460	--	nm
Peak Emission Wavelength	λ_p	1650	IF=50mA	--	1650	--	nm
Peak Emission Wavelength	λ_p	1720	IF=50mA	--	1740	--	nm
Peak Emission Wavelength	λ_p	1900	IF=50mA	--	1900	--	nm
Peak Emission Wavelength	λ_p	2300	IF=100mA	--	2330	--	nm
Spectral Line Half Width	$\Delta\lambda$	1300	IF=50mA	--	80	--	nm
Spectral Line Half Width	$\Delta\lambda$	1460	IF=50mA	--	115	--	nm
Spectral Line Half Width	$\Delta\lambda$	1650	IF=50mA	--	135	--	nm
Spectral Line Half Width	$\Delta\lambda$	1720	IF=50mA	--	140	--	nm
Spectral Line Half Width	$\Delta\lambda$	1900	IF=50mA	--	140	--	nm
Spectral Line Half Width	$\Delta\lambda$	2300	IF=100mA	--	170	--	nm

Electrical & Optical Characteristics (Ta = 25°C)

ITEMS	SYMBOL	CONDITION	MIN	TYP	MAX	UNIT
Breakdown Voltage	VR	IR=10uA	3.0	--	--	V
Half Intensity Beam Angle	Θ	IF=50mA	--	± 55	--	deg

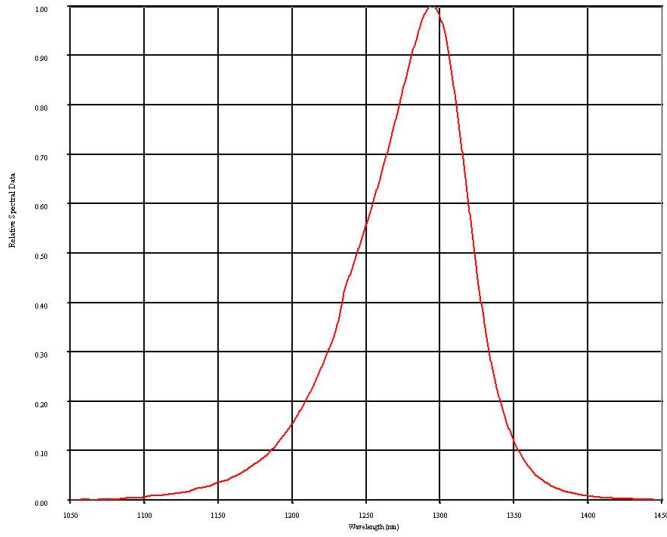
Package Dimensions



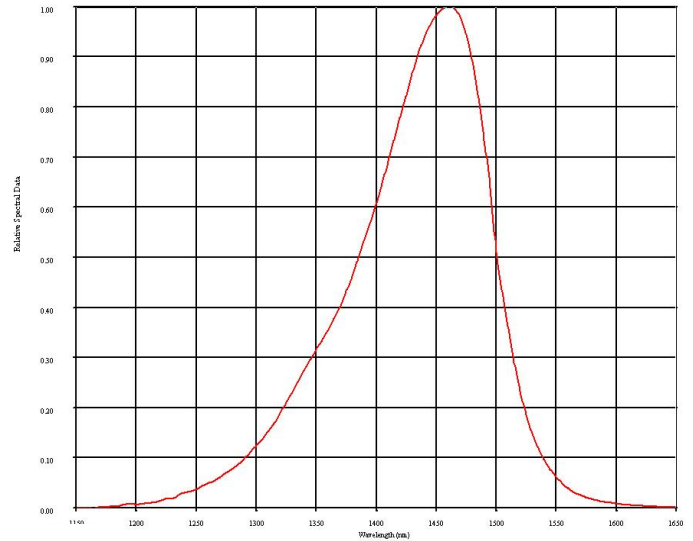
- 1- 2300nm Cathode
- 2- NC
- 3- 1300nm Cathode
- 4- 1460nm Cathode
- 5- LED Anode com
- 6- 1650nm Cathode
- 7- 1720nm Cathode
- 8- 1900nm Cathode



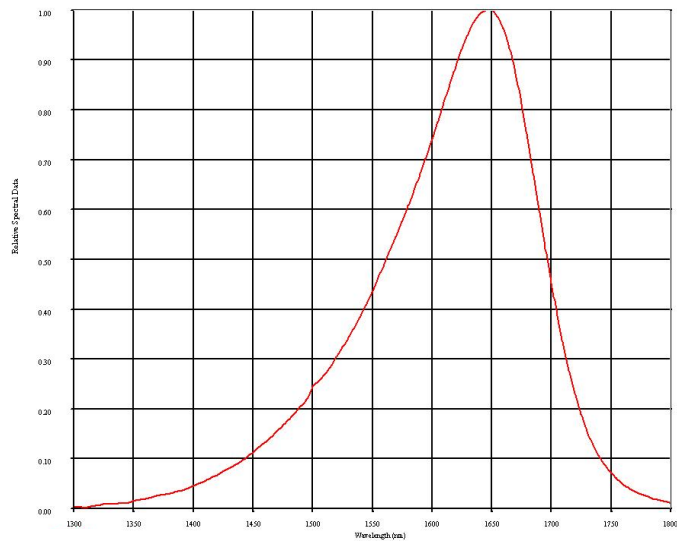
1300nm Spectral Response



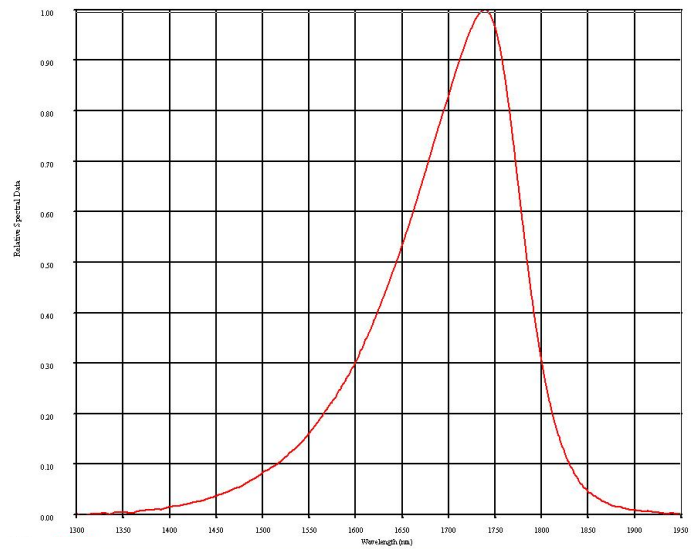
1460nm Spectral Response



1650nm Spectral Response



1740nm Spectral Response

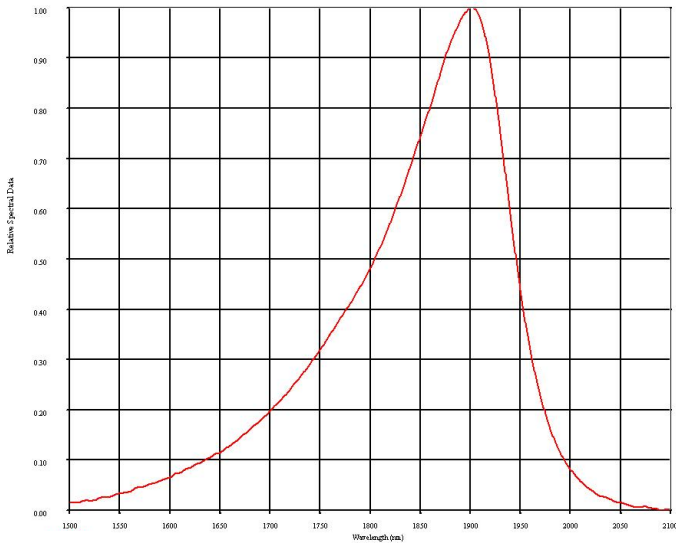


The information contained herein is subject to change without notice.

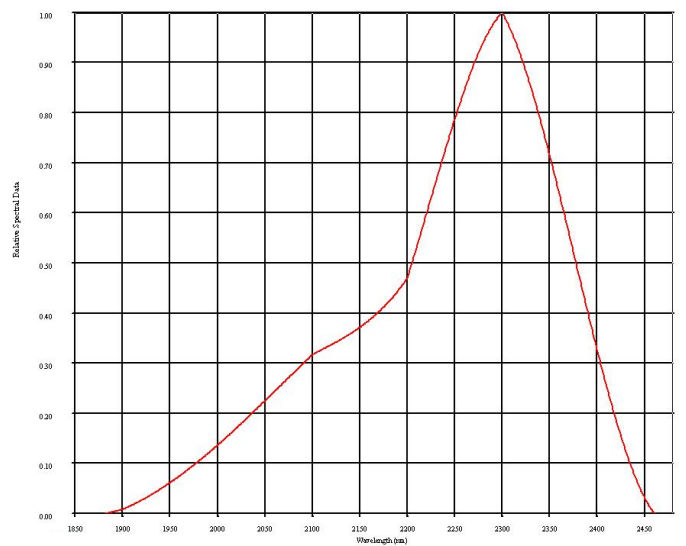
2025-09-08



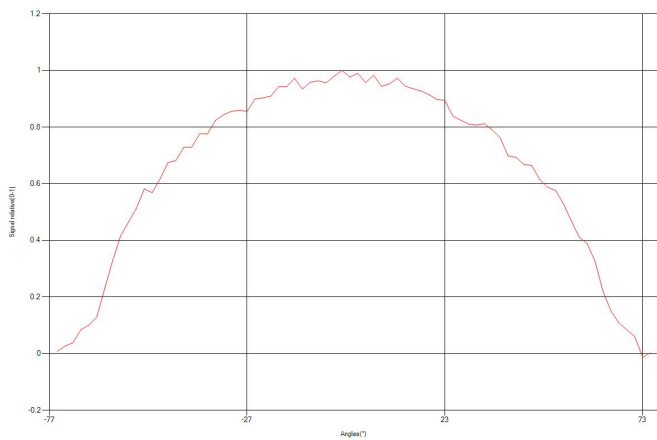
1900nm Spectral Response



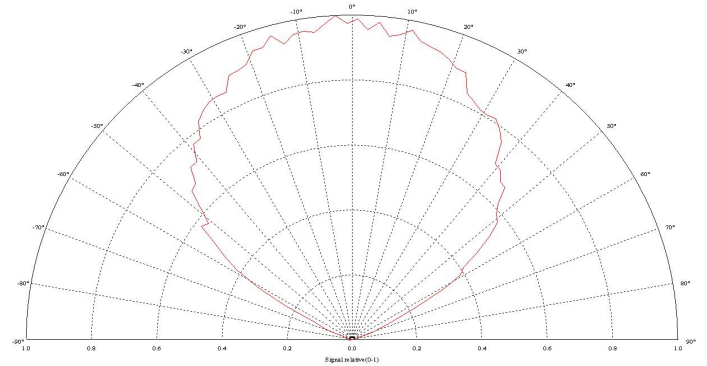
2300nm Spectral Response



Radiation Pattern



View Angle



The information contained herein is subject to change without notice.

2025-09-08